

90101107 REBORN 2

HOSPITAL BED 4 MOTORS WITH COLUMNS (RH)

FUNCTIONS



Backrest adjustment : 0 - 70°



Thigh rest adjustment : 0 - 40°



Foot rest mechanical adjustment : 0 - 25°



Vascular position



Fowler position



Cardiac position



Trendelenburg position : 0 - 16°



Anti - trendelenburg position : 0 - 16°




Mattress platform minimum height : 45 cm




Mattress platform maximum height : 85 cm

OPTIONS

GROUP 1 / CASTOR OPTIONS



GROUP 2 / SIDE RAIL OPTIONS




GROUP 3 / ELECTRICAL ACCESSORY OPTIONS




GROUP 4 / BACKREST MOTOR OPTIONS




GROUP 5 / LEGREST MOTOR OPTIONS



GROUP 6 / MATTRESS PLATFORM OPTIONS



GROUP 7 / OTHER ACCESSORY OPTIONS



DESCRIPTION OF OPTION CODES

T1 TWIN CASTOR TWO WITH BRAKE (120 MM)	M3 LEGREST MOTOR (4000 N)
T14 CASTOR CENTRAL & DIRECTIONAL LOCK (125 MM)	M4 LEGREST CPR MANUAL CONTROL MOTOR (2000 N)
T17 CASTOR CENTRAL & DIRECTIONAL LOCK (150 MM)	Y1 REMOVABLE 4 PARTED MESH PLATFORM.
K0 WITHOUT SIDE RAIL	Y3 REMOVABLE DOUBLE WALLED PE BED PLATFORM
K4 WITH ALUMINIUM SIDE RAIL	W0 WITHOUT OTHER ACCESSORIES
E0 WITHOUT ELECTRICAL ACCESSORIES	W1 IV STAND : ONE HEIGHT ADJUSTMENT SYSTEM
E1 BATTERY RECHARGEABLE LEAD GEL TYPE. OUTPUT VOLTAGE: 24 V DC. CAPACITY: 1,2 Ah.	W2 LIFTING POLE : BEARING CAPACITY 75 Kg
E2 NURSE CONTROL PANEL. PROTECTION CATEGORY : IP 66. 15 FUNCTION KEY.	W3 X-RAY AVAILABLE FOR BACK SIDE
E3 UNDER BED LIGHTING SYSTEM	W4 TELEVISION STAND FOR 17" LCD TV
M1 BACKREST MOTOR (4000 N)	W5 TRACTION APPARATUS
M2 BACKREST CPR MANUAL CONTROL MOTOR (2000 N)	W9 BED EXTENSION : 20 cm.

- Must select only one of them.
- Must select minimum one. Can select 1-2-3 ... both.

- Do not select the others if you select without accessory. If you select the others you can select all or 1-2-3 ... of them.

GENERAL SPECIFICATIONS

- Easy to clean four-piece bed platform.
- Height, trendelenburg, reverse trendelenburg, head and foot movements with the help of an electrical motor.
- Ergonomic, durable and easily cleanable aluminum rails system with maximum safety designed in accordance with the standards of EN 60601-2-52.
- Head and foot platforms with automatic sliding system.
- Easily removable and installable, hygienic, high resistant head board system designed of compact laminate and aluminum.
- Shock resistance plastic bumper wheels.
- Metal components dyed with anti-corrosion electrostatic powder paint after being treated with phosphate.
- Upper and lower points of lower case regions of the column motor connection regions are covered with PE plastic material in terms of hygiene and ease of cleaning.
- Optional laminate color choice.^(RELX)

TECHNICAL SPECIFICATIONS

■ External dimension	: 102 x 217 cm
■ Width outside side rails	: 98 cm
■ Mattres platform	: 89 x 195 cm
■ Bed extension	: +20 cm
■ Recommended mattress dimension	: 86 x 193 x 12 cm
■ Autoregression (Backrest and Legrest)	: 12 cm
■ Safe Operating Load (Inc. Mattres and Accessories)	: 230 kg
■ Weight	: ~ 133 kg
■ Volume	: 1,14 m ³

ELECTRICAL SPECIFICATIONS

■ Power Input	: 230 V AC 50 Hz Max 1 A
■ Power Output	: 24 V DC
■ Electrical Current Protection	: Class 1, Type B
■ Liquid and Dust Protection	: IP54 – IP66



* RL : Laminate color options page 80.