

90101136 VIGOROUS 10

FUNCTIONS



Backrest adjustment : 0 - 70°



Thigh rest adjustment : 0 - 40°



Foot rest mechanical adjustment : 0 - 25°



Vascular position



Fowler position



Cardiac position



Trendelenburg position : 0 - 14°



Anti - trendelenburg position : 0 - 14°



Mattress platform minimum height : 43 cm (150 mm with castor)




Mattress platform maximum height : 80 cm (150 mm with castor)


HOSPITAL BED 4 MOTORS WITH COLUMNS (FH)

OPTIONS

GROUP 1 / CASTOR OPTIONS




GROUP 2 / SIDE RAIL OPTIONS




GROUP 3 / ELECTRICAL ACCESSORY OPTIONS



GROUP 4 / BACKREST MOTOR OPTIONS



GROUP 5 / LEGREST MOTOR OPTIONS




GROUP 6 / CONTROL PANEL OPTIONS



GROUP 7 / MATTRESS PLATFORM OPTIONS



GROUP 8 / OTHER ACCESSORY OPTIONS



DESCRIPTION OF OPTION CODES

- | | |
|---|--|
| T1 TWIN CASTOR TWO WITH BRAKE (120 MM) | C1 HAND REMOTE CONTROL. PROTECTION CATEGORY : IP 66 |
| T14 CASTOR CENTRAL & DIRECTIONAL LOCK (125 MM) | C2 SIDE RAIL CONTROL PANEL. RIGHT |
| T17 CASTOR CENTRAL & DIRECTIONAL LOCK (150 MM) | C3 SIDE RAIL CONTROL PANEL. LEFT |
| K0 WITHOUT SIDE RAIL | Y1 REMOVABLE 4 PARTED MESH PLATFORM. |
| K5 WITH PE SIDE RAIL | Y3 REMOVABLE DOUBLE WALLED PE BED PLATFORM |
| E0 WITHOUT ELECTRICAL ACCESSORIES | W0 WITHOUT OTHER ACCESSORIES |
| E1 BATTERY RECHARGEABLE LEAD GEL TYPE. OUTPUT VOLTAGE: 24 V DC. CAPACITY: 1,2 Ah. | W1 IV STAND : ONE HEIGHT ADJUSTMENT SYSTEM |
| E2 NURSE CONTROL PANEL. PROTECTION CATEGORY : IP 66. 15 FUNCTION KEY. UNDER BED LIGHTING SYSTEM | W2 LIFTING POLE : BEARING CAPACITY 75 Kg |
| E3 FOOT CONTROL PEDAL. ONE PEDAL CPR. ONE PEDAL EXAMINATION POSITION FROM EACH SIDE. SENSITIVE INTEGRATED SCALE SYSTEM | W3 X-RAY AVAILABLE FOR BACK SIDE |
| E4 FOOT CONTROL PEDAL. ONE PEDAL CPR. ONE PEDAL EXAMINATION POSITION FROM EACH SIDE. SENSITIVE INTEGRATED SCALE SYSTEM | W4 TELEVISION STAND FOR 17" LCD TV |
| E5 FOOT CONTROL PEDAL. ONE PEDAL CPR. ONE PEDAL EXAMINATION POSITION FROM EACH SIDE. SENSITIVE INTEGRATED SCALE SYSTEM | W9 BED EXTENSION : 20 cm. |
| M1 BACKREST MOTOR (4000 N) | W10 5 TH CASTOR |
| M2 BACKREST CPR MANUAL CONTROL MOTOR (2000 N) | W11 RESTRAINT STRAP |
| M3 LEGREST MOTOR (4000 N) | |
| M4 LEGREST CPR MANUAL CONTROL MOTOR (2000 N) | |

- Must select only one of them.
- Do not select the others if you select without accessory. If you select the others you can select all or 1-2-3 ... of them.
- Must select minimum one. Can select 1-2-3 ... both.

GENERAL SPECIFICATIONS

- Easy to clean four-piece bed platform.
- Height, trendelenburg, reverse trendelenburg, head and foot movements with the help of an electrical motor.
- Head and foot platforms with automatic sliding system.
- Back angle indication assembled on head rail.
- Angle indication assembled on foot rail showing trendelenburg and reverse trendelenburg.
- The easily mountable and demountable cap system designed of hygienic PE plastic is fixed to the lower case from the head side; thus possible damage to the frame is avoided when the bed is converted to trendelenburg position.
- Shock resistance plastic bumper wheels.
- Metal components dyed with anti-corrosion electrostatic powder paint after being treated with phosphate.
- Upper and lower points of lower case regions of the column motor connection regions are covered with PE plastic material in terms of hygiene and ease of cleaning.
- Optional laminate color choice.^(RELX)

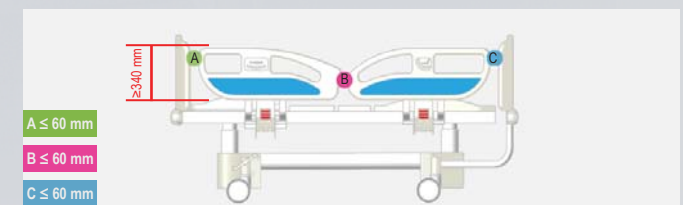
TECHNICAL SPECIFICATIONS

■ External dimension	: 102 x 218 cm
■ Width outside side rails	: 99 cm
■ Mattres platform	: 89 x 195 cm
■ Bed extension	: +20 cm
■ Recommended mattress dimension	: 86 x 193 x 12 cm
■ Autoregression (Backrest and Legrest)	: 12 cm
■ Safe Operating Load (Inc. Mattres and Accessories)	: 230 kg
■ Weight	: ~ 124 kg
■ Volume	: 1,05 m ³

ELECTRICAL SPECIFICATIONS

■ Power Input	: 230 V AC 50 Hz Max 1 A
■ Power Output	: 24 V DC
■ Electrical Current Protection	: Class 1, Type B
■ Liquid and Dust Protection	: IP54 – IP66

SIDE RAIL SYSTEM



Full side guardrail system with two pieces that is designed in compliance with the EN 60601-2-52 standard, which was started to be applied in Europe and will be applicable in Turkey in following years; provides maximum safety for the in-patient and completely extinguishes the falling risk for the patient. The empty spaces on the guardrail do not prevent monitoring the patient in any of the positions. It is designed conveniently to support the patient while getting off the bed. By the courtesy of the aluminum coupling pieces as used on the guardrail, the guardrail is saved from deformation when the patient gives load on the guardrail. When the guardrail system is brought to the lowest level it is hidden under the platform of the bed and it does not establish an obstacle while transferring the patient. In standard guardrail systems bacteria grow on the region of the guardrail mounting coupling screws making the hygiene more difficult. In Vigorous seat system, the coupling screws are hidden with laminate in order to minimize the surfaces where bacteria may grow and thus smooth surfaces are achieved. Guardrails are in concert with the bed head system by the courtesy of the laminate colors on the guardrails.



* RL : Laminate color options page 80.